



District Report Card: 2017


State: Chhattisgarh	District: Bilaspur (chhattisgarh)
Class: 8	Subject: Mathematics
Schools: 51	Students: 1432


Participation/Coverage


Students

GENDER 	Boys		Girls	
	Number	%	Number	%
	645	45.04	787	54.96

AREA 	Rural		Urban	
	Number	%	Number	%
	1258	87.85	174	12.15

CATEGORY 	SC		ST		OBC		GEN	
	Number	%	Number	%	Number	%	Number	%
	369	25.77	297	20.74	730	50.98	36	2.51

CWSN 	LD	VI	HI	S&LD	ID	Oth
	5	2	2	1	0	1

Management 	Government		Government-aided	
	Number	%	Number	%
	1402	97.91	30	2.09

Average Performance of Students in Mathematics (%)

Overall	Gender		Area		Management		Social Group			
	Male	Female	Rural	Urban	Govt.	Aided	SC	ST	OBC	GEN
31.50	28.53	33.93	32.27	25.90	31.59	27.33	28.36	31.16	33.44	27.04

Performance on Learning Outcomes (LOs)

Learning Outcomes	Description	Average Performance(%)
M601	Solves problems involving large numbers by applying appropriate operations	29.68
M606	Solves problems on daily life situations involving addition and subtraction of fractions / decimals	30.24
M620	Finds out the perimeter and area of rectangular objects in the surroundings like floor of the class room, surfaces of a chalk box etc.	31.72
M621	Arranges given/collected information in the form of table, pictograph and bar graph and interprets them	30.51
M702	Interprets the division and multiplication of fractions	31.28
M705	Solves problems related to daily life situations involving rational numbers	29.19
M706	Uses exponential form of numbers to simplify problems involving multiplication and division of large numbers	30.80
M707	Adds/subtracts algebraic expressions	35.27
M710	Solves problems related to conversion of percentage to fraction and decimal and vice versa	24.47
M717	Finds out approximate area of closed shapes by using unit square grid/graph sheet	29.96
M719	Finds various representative values for simple data from her/his daily life contexts like mean, median and mode	41.34
M721	Interprets data using bar graph	39.94
M801	Generalizes properties of addition, subtraction, multiplication and division of rational numbers through patterns	22.93
M802	Finds rational numbers between two given rational numbers	30.38
M803	Proves divisibility rules of 2, 3, 4, 5, 6, 9 and 11	38.56
M804	Finds squares, cubes, square roots and cube roots of numbers using different methods	36.99
M808	Uses various algebraic identities in solving problems of daily life	27.71
M812	Verifies properties of parallelogram and establishes the relationship between them through reasoning	29.91
M818	Finds surface area and volume of cuboidal and cylindrical object	11.95
M819	Draws and interprets bar charts and pie charts	30.10

Range of Performance of Students who Answered Correctly							
Below 30%		30% - 50%		50% - 75%		Above 75%	
Number	%	Number	%	Number	%	Number	%
748	52.23	447	31.22	161	11.24	76	5.31

Lowest Performing Learning Outcomes (LOs)

- 1 - Finds surface area and volume of cuboidal and cylindrical object (11.95)
- 2 - Generalizes properties of addition, subtraction, multiplication and division of rational numbers through patterns (22.93)
- 3 - Solves problems related to conversion of percentage to fraction and decimal and vice versa (24.47)

4 - Uses various algebraic identities in solving problems of daily life (27.71)

5 - Solves problems related to daily life situations involving rational numbers (29.19)